

Disegnato  
a *Thom*  
controllato  
a  
ata 4-5  
83  
Modifiche



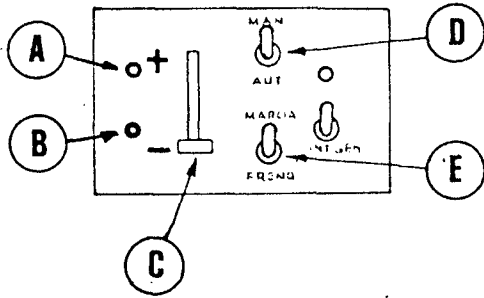
## VARIABLE SPEED MOTOR REWINDER

Electronic speed control  
220V 50-60 Hz

8007

Inglese

### INSTALLATION



With the unit without spools put (C) slider in the (+) position. Adjust (A) preset pot. to obtain maximum suggested speed of 250 R.P.M.

With (C) slider in the (-) position, adjust (B) preset pot. in such a way the motor just stops.

### MANUAL OPERATION

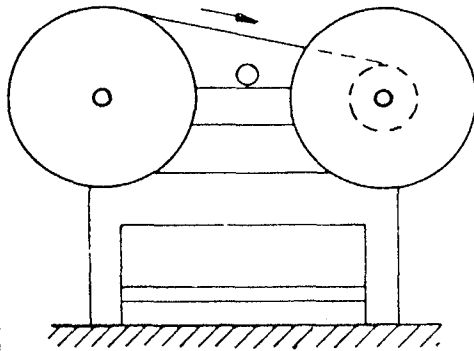


Fig. 1

Fasten directly the film on the empty spool (Fig. 1).

Switch (D) lever to MAN. position.

Switch (E) lever to MARCIA position.

Move (C) slider in the direction of (+) till the required speed is obtained.

During rewind it is possible to stop the unit quickly by switching (E) lever to the BRAKE position.

### AUTOMATIC OPERATION

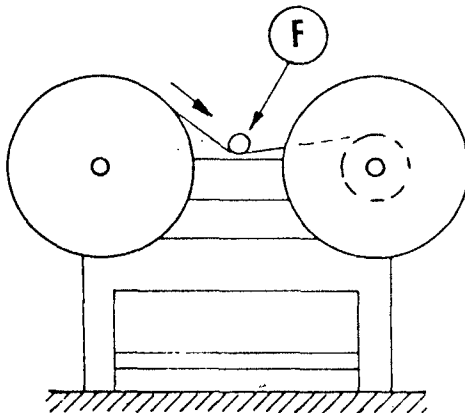


Fig. 2

Fasten the film to the empty spool taking it under (F) roller (Fig. 2).

Switch (D) lever to MAN. position

Switch (E) lever to MARCIA position.

Move (C) slider in the direction of (+).

Await a few seconds before switching (D) lever to AUT. position.

Should the film break, the unit stops by itself.